










ELEZIONI REGIONALI DEL 20 E 21 SETTEMBRE 2020


















Voto Candidati Presidente

		SEZIONI																						Totali	Percentuali
		1	2	3	4	5	6	7	8	9	10	11	12	13	14	15	16	17	18	19	20	21	22		
Voti validi	PAOLO GIROTTO 	1	3	4	5	3	0	4	3	4	1	6	4	2	4	3	4	5	3	4	2	3	5	73	0,58%
	<i>di cui a solo Candidato Presidente</i>	0	1	1	4	1	0	2	0	2	0	0	1	0	1	1	1	2	2	1	0	2	0	22	
	SIMONETTA RUBINATO 	3	2	1	4	1	1	2	1	1	0	0	3	4	2	2	2	0	4	2	2	0	1	38	0,30%
	<i>di cui a solo Candidato Presidente</i>	0	2	0	1	0	0	0	0	0	0	0	2	1	0	0	0	0	0	0	0	0	1	7	
	LUCA ZAIA 	547	508	462	632	531	634	610	631	524	416	414	590	477	454	375	398	587	324	519	503	480	364	10980	86,57%
	<i>di cui a solo Candidato Presidente</i>	58	8	71	73	78	87	92	65	51	38	50	88	55	49	42	41	74	31	67	50	76	48	1292	
	PAOLO BENVEGNU' 	3	4	5	3	7	2	9	3	0	2	2	6	2	0	3	0	2	4	1	6	2	5	71	44,94%
	<i>di cui a solo Candidato Presidente</i>	2	2	2	3	4	2	1	2	0	1	1	3	0	0	2	0	1	2	0	4	1	2	35	
	ARTURO LORENZONI 	67	85	60	50	65	55	38	54	54	30	23	38	27	35	22	38	37	32	27	39	44	46	966	7,62%
	<i>di cui a solo Candidato Presidente</i>	10	8	22	6	8	11	7	8	9	0	4	9	2	3	4	6	8	7	4	12	3	6	157	
	ENRICO CAPPELLETTI 	10	13	14	18	20	18	14	17	11	16	9	16	12	14	14	19	13	13	8	22	5	9	305	2,40%
	<i>di cui a solo Candidato Presidente</i>	1	3	5	6	2	5	5	6	5	5	4	7	5	3	1	6	4	6	4	9	3	1	96	
	PATRIZIA BARTELLE 	5	1	1	3	4	4	3	4	0	3	0	2	4	2	5	4	2	4	3	1	2	2	59	0,47%
	<i>di cui a solo Candidato Presidente</i>	3	0	0	3	2	4	1	3	0	2	0	0	1	0	0	3	1	3	2	0	0	1	29	
	ANTONIO GUADAGNINI 	3	3	6	7	7	5	6	7	12	4	6	9	11	11	12	11	12	9	5	6	3	3	158	1,25%
	<i>di cui a solo Candidato Presidente</i>	0	0	2	0	0	0	0	0	1	0	0	0	1	0	0	0	0	1	0	1	0	3	9	
	DANIELA SBROLLINI 	1	3	6	5	1	1	2	1	2	0	0	1	0	1	1	2	3	1	0	1	0	2	34	0,27%
	<i>di cui a solo Candidato Presidente</i>	1	0	2	2	0	1	2	0	1	0	0	0	0	0	0	0	1	0	0	0	0	1	11	
Totale voti validi per i candidati presidenti	640	622	559	727	639	720	688	721	608	472	460	669	539	523	437	478	661	394	569	582	539	437	12684		
<i>Totale di cui a solo Candidato Presidente</i>	75	24	105	98	95	110	110	84	69	46	59	110	65	56	50	57	91	52	78	76	85	63	1658		
Schede non valide	Schede bianche	4	4	3	6	7	6	8	5	7	5	3	7	6	3	3	1	4	3	4	7	7	4	107	0,83%
	Schede nulle	7	7	3	2	9	6	6	5	4	10	2	0	5	6	3	4	4	3	2	4	7	2	101	0,78%
	Schede contestate e non attribuite	0	0	0	0	0	0	0	0	0	0	0	0	0	0	0	0	0	0	0	0	0	0	0	0,00%
	Totale schede non valide	11	11	6	8	16	12	14	10	11	15	5	7	11	9	6	5	8	6	6	11	14	6	208	1,61%
Totale schede scrutinate		651	633	565	735	655	732	702	731	619	487	465	676	550	532	443	483	669	400	575	593	553	443	12892	
Totale votanti		651	633	565	735	655	732	702	731	619	487	465	676	550	532	443	483	669	400	575	593	553	443	12892	

ELEZIONI REGIONALI del 20 E 21 SETTEMBRE 2020

Voto Liste Provinciali

Ultimo aggiornamento effettuato alle ore:

		SEZIONI																						Totali	Percentuali
		1	2	3	4	5	6	7	8	9	10	11	12	13	14	15	16	17	18	19	20	21	22		
Voti validi	MOVIMENTO 3V LIBERTA' DI SCELTA 	2	2	4	1	2	0	2	3	3	1	6	3	2	3	2	3	3	1	4	2	1	5	55	0,50%
	VENETO PER LE AUTONOMIE 	3	0	1	3	1	1	2	1	1	0	0	2	3	2	1	1	0	5	2	2	0	0	31	0,28%
	LEGA SALVINI 	58	36	45	67	57	57	69	76	76	56	44	48	64	45	26	32	55	24	56	54	65	35	1145	10,34%
	ZAIA PRESIDENTE 	311	293	234	322	268	328	321	349	349	199	205	280	222	225	190	211	292	157	236	228	243	171	5634	50,89%
	LISTA VENETA AUTONOMIA 	10	2	5	18	4	10	8	14	14	2	4	9	6	9	4	4	4	4	5	1	6	4	147	1,33%
	FORZA ITALIA AUTONOMIA PER IL VENETO 	34	42	30	53	57	40	44	44	44	31	44	55	61	64	52	41	50	48	60	48	38	55	1035	9,35%
	FRATELLI D'ITALIA 	74	78	47	98	67	109	77	82	82	87	65	110	65	62	60	70	109	58	93	122	52	51	1718	15,52%
	SOLIDARIETA' AMBIENTE LAVORO RIFONDAZIONE PCI 	1	2	5	0	3	0	8	1	1	1	1	3	2	0	1	0	1	2	2	2	1	3	40	0,36%
	PARTITO DEMOCRATICO 	36	67	43	27	48	34	26	39	39	29	14	13	19	27	14	22	22	19	14	23	33	31	639	5,77%
	SANCA AUTONOMIA 	1	1	1	0	0	0	0	0	0	0	0	0	1	0	0	0	0	1	0	0	0	2	7	0,06%
	+ VENETO IN EUROPA - VOLT 	5	1	1	4	3	0	1	2	2	2	1	1	3	3	1	1	1	1	2	1	2	4	42	0,38%
	IL VENETO CHE VOGLIAMO 	6	1	5	6	2	7	2	0	0	0	3	3	1	2	1	2	1	2	4	1	2	3	54	0,49%
	EUROPA VERDE 	10	5	6	7	4	5	2	6	6	2	0	11	2	0	4	5	7	3	4	2	4	0	95	0,86%
	MOVIMENTO 5 STELLE 	9	10	14	12	18	13	9	12	12	11	9	9	8	11	13	14	10	8	4	13	2	8	229	2,07%
	VENETO ECOLOGIA SOLIDARIETA' 	2	1	1	0	2	0	1	1	1	1	0	2	3	2	5	1	1	1	1	1	2	1	30	0,27%
	PARTITO DEI VENETI 	3	3	6	8	7	5	6	6	6	4	5	9	12	11	12	12	12	8	4	5	3	0	147	1,33%
	ITALIA VIVA - CIVICA PER IL VENETO - PRI - PSI 	0	3	6	3	1	1	0	1	1	0	0	1	0	1	0	2	2	0	0	1	0	1	24	0,22%
	Totale voti validi per le Liste Provinciali	565	547	454	629	544	610	578	637	637	426	401	559	474	467	386	421	570	342	491	506	454	374	11072	
	Schede non valide	Schede bianche	4	4	3	6	7	6	8	5	5	5	3	7	6	3	3	1	4	3	4	7	7	4	105
Schede nulle		7	7	3	2	9	6	6	5	5	10	2	0	5	6	3	4	4	3	2	4	7	2	102	0,79%
Schede contestate e non attribuite		0	0	0	0	0	0	0	0	0	0	0	0	0	0	0	0	0	0	0	0	0	0	0	0,00%
Totale schede non valide		11	11	6	8	16	12	14	10	10	15	5	7	11	9	6	5	8	6	6	11	14	6	207	1,60%
Voti validi solo per i candidati Presidente senza indicazione del voto di lista	74	70	105	48	95	98	100	84	84	46	59	110	56	56	48	55	91	52	78	76	63	63	1611		
Voti validi solo per i candidati Presidente con voti di lista nulli o contestati	1	5	0	0	0	12	10	0	0	0	0	0	9	0	3	2	0	0	0	0	22	0	64		
Totale voti validi solo per i candidati Presidente	75	75	105	48	95	110	110	84	84	46	59	110	65	56	51	57	91	52	78	76	85	63	1675		
Totale schede scrutinate	651	633	565	685	655	732	702	731	731	487	465	676	550	532	443	483	669	400	575	593	553	443	12954		
Totale Votanti	651	633	565	735	655	732	702	731	619	487	465	676	550	532	443	483	669	400	575	593	553	443	12892		

ELEZIONI REGIONALI DEL 20 E 21 SETTEMBRE 2020
Affluenza

		SEZIONI																						Totali	Percentuali
		1	2	3	4	5	6	7	8	9	10	11	12	13	14	15	16	17	18	19	20	21	22		
ELETTORI	maschi	584	509	479	622	505	561	580	523	483	402	435	606	464	481	406	398	580	407	485	439	426	370	10745	48,59%
	femmine	588	585	589	661	608	603	557	549	477	423	417	559	516	502	455	504	591	429	491	469	439	355	11367	51,41%
	totale	1172	1094	1068	1283	1113	1164	1137	1072	960	825	852	1165	980	983	861	902	1171	836	976	908	865	725	22112	100,00%
VOTANTI (numero definitivo)	maschi	320 54,79%	293 57,56%	244 50,94%	357 57,40%	303 60,00%	358 63,81%	365 62,93%	359 68,64%	316 65,42%	237 58,96%	239 54,94%	355 58,58%	259 55,82%	261 54,26%	206 50,74%	212 53,27%	328 56,55%	194 47,67%	282 58,14%	291 66,29%	280 65,73%	230 62,16%	6289	58,53%
	femmine	331 56,29%	340 58,12%	321 54,50%	378 57,19%	352 57,89%	374 62,02%	337 60,50%	372 67,76%	303 63,52%	250 59,10%	226 54,20%	321 57,42%	291 56,40%	271 53,98%	237 52,09%	271 53,77%	341 57,70%	206 48,02%	293 59,67%	302 64,39%	273 62,19%	213 60,00%	6603	58,09%
	totale	651 55,55%	633 57,86%	565 52,90%	735 57,29%	655 58,85%	732 62,89%	702 61,74%	731 68,19%	619 64,48%	487 59,03%	465 54,58%	676 58,03%	550 56,12%	532 54,12%	443 51,45%	483 53,55%	669 57,13%	400 47,85%	575 58,91%	593 65,31%	553 63,93%	443 61,10%	12892	58,30%

lista n. 1 - MOVIMENTO 3V
LIBERTA' DI SCELTA

	SEZIONI																						Totale Voti
	1	2	3	4	5	6	7	8	9	10	11	12	13	14	15	16	17	18	19	20	21	22	
GIROTTI PAOLO	0	0	4	0	1	0	1	1	0	0	1	0	1	0	0	0	1	0	1	0	0	0	11
CATTOZZO MICHELA	0	0	0	0	0	0	0	0	0	0	0	0	0	0	0	0	0	0	0	0	0	0	0
PENZO MATTEO	0	0	0	0	0	0	0	0	0	0	0	0	0	0	0	0	0	0	0	0	0	0	0
GRAZIAN EMANUELA	0	0	0	0	0	0	0	0	1	0	1	0	0	0	0	0	0	0	0	0	0	0	2
TEODORI LUCA	0	0	0	0	0	0	0	0	0	0	0	0	0	0	0	0	0	0	0	0	0	0	0
ZUPPA VANESSA	0	0	0	0	0	0	0	0	0	0	0	0	0	0	0	0	0	0	0	0	0	0	0
																							0
																							0
																							0
	0	0	4	0	1	0	1	1	1	0	2	0	1	0	0	0	1	0	1	0	0	0	13

lista n. 2 - VENETO PER LE
AUTONOMIE

	SEZIONI																						Totale Voti
	1	2	3	4	5	6	7	8	9	10	11	12	13	14	15	16	17	18	19	20	21	22	
RUBINATO SIMONETTA	3	0	1	0	0	0	0	0	0	0	0	0	2	0	1	1	0	0	0	1	0	0	9
BELLATI GIAN ANGELO	0	0	0	1	0	0	0	0	0	0	0	0	0	0	0	1	0	0	0	1	0	0	3
MILAN LUANA	0	0	0	0	0	0	0	0	0	0	0	0	0	0	0	0	0	0	0	1	0	0	1
DELL'ANNA ANTONIO	0	0	0	0	0	0	0	0	0	0	0	0	0	0	0	0	0	0	0	0	0	0	0
PAVAN JESSICA	0	0	0	0	0	0	0	0	0	0	0	0	0	0	0	0	0	0	0	0	0	0	0
POLI CORRADO MARIA BENEDETTO	0	0	0	0	0	0	0	0	0	0	0	0	0	0	0	0	0	0	0	0	0	0	0
FRANZO KATIA	0	0	0	0	0	0	0	0	0	0	0	0	0	0	0	0	0	1	0	0	0	0	1
																							0
																							0
	3	0	1	1	0	0	0	0	0	0	0	0	2	0	1	2	0	1	0	3	0	0	14

lista n. 3 - LEGA SALVINI	SEZIONI																						Totale Voti
	1	2	3	4	5	6	7	8	9	10	11	12	13	14	15	16	17	18	19	20	21	22	
SEMENZATO ALBERTO	1	0	0	0	0	0	0	0	0	2	0	1	0	0	0	0	0	0	0	1	0	0	5
COI ELENA	1	0	0	0	0	0	1	1	0	0	0	2	0	0	0	1	0	0	0	0	0	1	7
BURATO GIOVANNI	2	8	4	8	1	2	8	4	8	5	2	0	6	2	2	2	0	2	1	3	2	1	73
GOBBI RAFFAELLA	0	0	0	0	0	0	0	0	0	0	0	0	0	0	0	0	2	0	0	0	0	0	2
DOLFIN MARCO	0	0	1	1	2	0	0	0	0	0	0	0	0	0	0	0	2	0	0	0	1	0	7
TOSI SILVANA	0	0	0	0	0	0	0	0	0	0	0	0	0	0	1	0	0	0	0	0	0	0	1
GNAN GIAN FRANCO	3	1	2	4	6	5	0	17	3	1	3	1	8	9	5	1	4	0	1	0	4	2	80
TURATTI ILARIA	0	0	0	0	0	0	0	0	0	0	0	0	0	0	0	0	0	0	0	0	0	0	0
SORATO PIERGIOVANNI	0	0	0	0	0	0	0	0	0	0	0	0	0	0	0	0	1	0	0	0	0	0	1
	7	9	7	13	9	7	9	22	11	8	5	4	14	11	8	4	9	2	2	4	7	4	176

lista n. 4 - ZAIA PRESIDENTE

	SEZIONI																						Totale Voti
	1	2	3	4	5	6	7	8	9	10	11	12	13	14	15	16	17	18	19	20	21	22	
BARBISAN FABIANO	2	1	0	2	2	3	0	4	1	0	2	1	2	1	1	1	2	2	2	1	0	4	34
RIGON FIORELLA	0	1	1	4	0	0	0	3	0	0	0	3	2	0	1	1	2	0	2	1	1	0	22
CALZAVARA FRANCESCO	117	115	78	135	105	123	114	110	74	65	57	84	74	75	72	69	116	54	69	50	66	42	1864
SCATTO FRANCESCA	0	0	0	0	0	1	0	1	0	0	0	2	0	0	0	2	3	0	2	0	0	2	13
MICHIELETTO GABRIELE	0	0	0	0	0	1	1	1	1	0	0	2	0	0	0	1	0	1	0	0	0	0	8
UNIVERSI SERENA	0	0	1	4	0	1	0	8	0	0	0	1	0	0	3	0	2	0	1	0	0	0	21
SCHIBUOLA ALBERTO	0	2	0	1	0	0	1	0	0	0	0	1	0	3	1	3	1	0	2	0	0	3	18
VIANELLO ROBERTA	0	0	1	1	0	0	0	0	0	0	1	1	0	0	0	0	3	0	2	0	1	0	10
ZEBELLIN FLAVIO	0	0	0	1	0	0	0	0	0	0	0	0	0	1	0	0	0	0	0	0	0	0	2
	119	119	81	148	107	129	116	127	76	65	60	95	78	80	78	77	129	57	80	52	68	51	1992

lista n. 5 - LISTA VENETA
AUTONOMIA

	SEZIONI																						Totale Voti
	1	2	3	4	5	6	7	8	9	10	11	12	13	14	15	16	17	18	19	20	21	22	
DEVIVO MICHELE	0	0	0	0	0	0	0	0	0	0	0	1	0	0	0	4	0	0	0	0	0	0	5
BERTAGGIA ROBERTA	0	0	0	0	0	0	0	0	0	0	0	0	0	0	0	0	0	0	0	0	0	0	0
CIRIELLO MARIO	0	0	0	0	0	0	0	0	0	0	0	0	0	0	0	0	0	0	0	0	0	0	0
DEI GOBBI NICOLETTA	0	0	0	0	0	0	0	0	0	0	0	0	0	0	0	0	0	0	0	0	0	0	0
FERRI ALBERTO	0	0	0	0	0	0	0	0	0	0	0	0	0	0	0	0	0	0	0	0	0	0	0
STELLIN ALESSIA	0	0	0	0	0	0	0	0	0	0	0	0	0	0	0	0	0	1	0	0	0	0	1
PRESOTTO YVES	1	0	0	0	0	0	2	0	0	0	0	0	0	0	0	0	0	0	0	0	0	0	3
TONIN FABIOLA	0	0	0	0	0	3	0	0	0	0	0	0	0	0	0	0	1	0	0	0	0	0	4
TOME' ALESSANDRO	0	0	0	0	0	0	0	0	0	0	0	0	0	0	0	0	0	0	0	0	0	0	0
	1	0	0	0	0	3	2	0	0	0	0	1	0	0	0	4	1	1	0	0	0	0	13

lista n. 6 - FORZA ITALIA
AUTONOMIA PER IL VENETO

	SEZIONI																						Totale Voti
	1	2	3	4	5	6	7	8	9	10	11	12	13	14	15	16	17	18	19	20	21	22	
BERGAMO OTELLO	31	35	25	49	42	33	34	37	47	25	39	44	53	50	34	28	46	44	51	35	35	49	866
BOLDRIN MARIA GIOVANNA	0	0	5	0	1	0	2	1	0	1	1	1	0	1	3	5	1	0	0	0	0	0	22
BOSCOLO CAPON BENIAMINO	0	0	0	0	0	0	0	0	0	0	0	2	0	1	1	0	0	0	2	0	0	0	6
BOSCARO VERUSKA	0	0	0	0	0	0	0	0	0	0	0	0	1	0	0	0	1	0	0	0	0	1	3
CALZAVARA MASSIMO	0	0	2	0	9	0	0	0	0	1	0	0	2	4	0	0	0	22	2	0	0	0	42
FURLANETTO SARA	0	0	0	0	0	0	0	0	0	0	1	0	0	0	0	0	0	0	0	0	0	0	1
CELEGHIN MICHELE	1	0	2	0	0	1	0	1	1	0	0	0	0	3	0	0	0	0	0	0	0	0	9
ZIROLDO MAFALDA SABRINA	0	1	0	0	0	0	0	0	0	0	3	2	0	0	0	0	0	0	0	0	0	0	6
LO MASSARO ANDREA	0	0	0	0	0	0	1	0	0	0	0	2	0	2	6	4	0	0	0	0	0	0	15
	32	36	34	49	52	34	37	39	48	27	44	51	56	61	44	37	48	66	55	35	35	50	970

lista n. 7 - FRATELLI D'ITALIA	SEZIONI																						Totale Voti
	1	2	3	4	5	6	7	8	9	10	11	12	13	14	15	16	17	18	19	20	21	22	
BOLZONELLA CRISTIAN	0	0	0	0	0	0	0	0	0	0	0	0	0	1	0	0	0	0	0	0	0	0	1
CAMATA LUCIA	0	0	2	1	4	0	0	2	0	0	0	5	0	0	0	3	0	1	4	0	0	0	22
LIPANI MICHELE	0	0	0	0	0	0	0	0	0	0	0	0	0	0	0	0	0	0	0	0	0	0	0
CANTON MAIKA	0	0	1	0	0	0	0	0	0	0	0	2	0	1	0	0	1	0	0	0	0	0	5
PARRAVICINI MASSIMO	2	5	0	2	0	0	1	0	1	2	0	0	0	0	1	0	3	0	2	0	2	0	21
TRAPELLA PATRIZIA	0	3	0	0	0	0	0	0	0	0	0	0	0	0	0	0	0	0	0	0	0	0	3
PAVANETTO LUCAS	53	46	47	81	44	87	55	62	72	59	53	75	46	50	43	49	76	51	68	101	43	34	1295
ZENNARO ELENA	0	0	0	0	1	0	0	0	0	0	0	0	0	0	0	0	2	1	0	0	0	0	4
SPERANZON RAFFAELE	4	6	1	1	0	1	2	0	4	2	0	7	2	1	2	2	3	0	2	0	0	5	45
	59	60	51	85	49	88	58	64	77	63	53	89	48	53	46	54	85	53	76	101	45	39	1396

lista n. 8 - SOLIDARIETA' AMBIENTE
LAVORO RIFONDAZIONE PCI

	SEZIONI																						Totale Voti	
	1	2	3	4	5	6	7	8	9	10	11	12	13	14	15	16	17	18	19	20	21	22		
TOSI SARA	0	0	0	0	0	0	0	0	0	0	0	0	0	0	0	0	0	0	0	0	0	0	0	0
CAPPELLARI CARLO	0	0	0	0	0	0	0	0	0	0	0	0	0	0	0	0	0	0	0	0	0	0	0	0
GALESSO GENNY	0	0	0	0	0	0	0	0	0	0	0	0	0	0	0	0	0	0	0	0	0	0	0	0
CAPOVILLA PIERPAOLO	0	0	0	0	0	0	0	0	0	0	0	0	0	0	0	0	0	0	0	0	0	0	0	0
MATTIELLO FEDERICA	0	0	0	0	0	0	0	0	0	0	0	0	0	0	0	0	0	0	0	0	0	0	0	0
RIGHETTO ANDREA	0	0	0	0	0	0	0	0	0	0	0	0	0	0	0	0	0	0	0	0	0	0	0	0
SCHIAVON GRETA	0	0	0	0	0	0	0	0	0	0	0	1	1	0	0	0	0	0	0	0	0	1	0	3
ZENNARO FRANCESCO	0	0	0	0	0	0	0	0	0	0	0	0	0	0	0	0	0	0	0	0	0	0	0	0
TOFFOLO ROSSIT MARA	0	0	0	0	0	0	0	0	0	0	0	0	0	0	0	0	0	0	0	0	0	0	0	0
	0	0	0	0	0	0	0	0	0	0	0	1	1	0	0	0	0	0	0	0	0	1	0	3

lista n. 9 - PARTITO DEMOCRATICO	SEZIONI																						Totale Voti
	1	2	3	4	5	6	7	8	9	10	11	12	13	14	15	16	17	18	19	20	21	22	
BARBIERI STEFANO	0	2	0	0	1	1	1	0	0	0	1	1	0	0	0	0	0	0	0	1	0	0	8
ZOTTIS FRANCESCA	7	21	6	7	4	16	5	7	4	7	5	1	2	4	2	6	4	7	1	1	7	4	128
BOLZONI GABRIELE	2	1	0	0	0	0	2	1	0	0	1	1	0	4	3	1	0	0	0	0	0	0	16
MANENTE GIANNINA	0	0	0	0	0	0	0	0	0	0	0	0	0	0	0	0	0	0	0	0	0	0	0
MONTANARIELLO JONATAN	0	0	0	0	0	2	0	0	0	2	0	1	0	1	0	0	0	1	1	0	0	0	8
ROSSINI MARIANGELA	0	0	0	0	0	0	0	0	0	0	0	0	0	0	0	0	0	0	0	0	0	0	0
PELIZZATO GIOVANNI	0	0	0	0	0	0	0	0	0	0	0	0	1	0	0	0	0	0	0	0	0	0	1
TAVERNA ALESSANDRA	0	0	0	0	0	0	0	0	0	0	0	0	1	1	0	0	0	1	0	0	0	0	3
TERENZI MARCO	1	1	0	3	1	5	0	0	0	0	0	0	0	0	0	0	0	0	1	0	0	0	12
	10	25	6	10	6	24	8	8	4	9	7	4	4	10	5	7	4	9	3	2	7	4	176

lista n. 11 - + VENETO IN EUROPA
VOLT

	SEZIONI																						Totale Voti
	1	2	3	4	5	6	7	8	9	10	11	12	13	14	15	16	17	18	19	20	21	22	
NALIN SILVIA	2	0	0	0	1	0	0	0	0	0	0	0	1	0	0	0	0	0	0	0	0	2	6
BERTAGGIA EGIDIO	0	0	0	0	0	0	0	0	0	0	0	0	0	0	0	0	0	0	0	0	0	2	2
AVEZZU' CHIARA	1	0	0	0	0	0	0	0	0	0	0	0	0	0	0	0	0	0	0	0	0	0	1
CELEGHIN FILIPPO	1	0	0	1	0	0	0	0	0	0	0	0	0	0	0	1	0	0	0	0	0	0	3
NASTASE LUISA MARIA	0	0	0	0	0	0	0	0	0	0	0	0	0	0	0	0	0	0	0	0	0	0	0
MARCHESI UBERTO	1	0	0	0	0	0	0	0	0	0	0	0	0	0	0	0	0	0	0	0	0	0	1
TROMBETTA MARIA	0	0	0	0	0	0	0	0	0	0	0	0	0	0	0	0	0	0	0	0	0	0	0
FORIN MATTEO	0	0	0	0	0	0	0	0	0	0	0	0	0	0	0	0	0	0	0	0	0	0	0
ALFONZO DEBORAH	0	0	0	0	0	0	0	0	0	0	0	0	0	0	0	0	0	0	0	0	0	0	0
	5	0	0	1	1	0	0	0	0	0	0	0	1	0	0	1	0	0	0	0	0	4	13

lista n. 12 - IL VENETO CHE
VOGLIAMO

	SEZIONI																						Totale Voti
	1	2	3	4	5	6	7	8	9	10	11	12	13	14	15	16	17	18	19	20	21	22	
BRONDINO MARGHERITA	0	0	0	1	0	4	1	0	0	0	0	0	0	2	0	0	0	0	1	0	2	0	11
SCARAMUZZA GABRIELE	6	0	5	4	1	0	0	0	3	0	2	0	0	0	1	0	0	2	2	0	0	0	26
FABIAN ELISA	4	0	3	0	1	0	0	0	3	0	1	0	0	0	1	0	0	0	1	0	0	0	14
SCATTOLIN ALESSANDRO	0	0	0	0	0	0	0	0	0	0	0	1	0	0	0	0	0	0	0	0	0	0	1
PICCINI SILVIA	0	0	0	0	0	0	0	0	1	0	0	0	0	0	0	0	0	0	0	0	0	0	1
ZEN EMILIO	0	0	0	0	1	0	0	0	1	0	0	0	0	0	0	0	0	0	0	0	0	0	2
SALIERI IRENE	0	0	0	0	0	0	0	0	0	0	0	0	0	0	0	0	0	0	0	0	0	0	0
ZILIO FLAVIANO	0	0	0	0	0	0	0	0	0	0	0	0	0	0	0	0	0	0	0	0	0	0	0
TROLESE VANIA	0	0	0	0	0	0	0	0	0	0	0	0	0	0	0	0	0	0	0	0	0	1	1
	10	0	8	5	3	4	1	0	8	0	3	1	0	2	2	0	0	2	4	0	2	1	56

lista n. 13 - EUROPA VERDE

	SEZIONI																						Totale Voti
	1	2	3	4	5	6	7	8	9	10	11	12	13	14	15	16	17	18	19	20	21	22	
MARCOMIN FRANCA	3	0	0	0	0	0	0	0	0	0	0	0	0	0	0	0	0	0	0	0	0	0	3
BETTIN GIANFRANCO	4	0	0	0	0	1	0	0	0	0	0	3	0	0	1	0	2	0	0	0	0	0	11
TOSI MARIA CHIARA	0	0	0	0	0	0	0	0	0	0	0	0	0	0	0	0	0	1	0	0	0	0	1
VENDRAMIN FRANCESCO	0	0	0	0	0	1	0	0	0	0	0	0	0	0	0	0	0	0	0	0	0	0	1
FORTUNI EUGENIA	0	0	0	0	0	1	0	0	0	0	0	0	0	0	0	0	0	0	0	0	0	1	2
BORTOLATO ANDREA	0	0	0	0	0	1	0	0	0	0	0	0	0	0	0	0	0	0	0	0	0	0	1
DEL GRANDE ANAMARIA	1	0	0	0	0	0	0	0	0	0	0	0	0	0	0	0	0	0	0	0	0	0	1
SARTO GIORGIO	0	0	0	0	0	0	0	0	0	0	0	0	0	0	0	0	0	0	0	0	0	0	0
FANTI VALENTINA	0	0	0	0	0	1	0	0	0	0	0	0	0	0	0	0	0	0	0	0	0	0	1
	8	0	0	0	0	5	0	0	0	0	0	3	0	0	1	0	2	1	0	0	1	0	21

lista n. 14 - MOVIMENTO 5 STELLE

	SEZIONI																						Totale Voti
	1	2	3	4	5	6	7	8	9	10	11	12	13	14	15	16	17	18	19	20	21	22	
LA ROCCA ELENA	0	0	0	0	1	0	0	0	0	0	0	1	0	1	0	0	0	0	0	1	0	0	4
DEDI DARIO	0	1	0	0	0	0	0	0	0	0	1	0	1	1	0	1	2	0	0	0	0	0	7
BALDIN ERIKA	0	4	3	0	3	0	5	5	1	1	1	1	1	0	7	6	0	3	1	0	1	0	43
ROSSIGNOLI FABIO	1	1	2	0	0	2	5	4	0	0	1	0	0	0	7	4	0	2	1	0	0	0	30
BOLZONELLA CHIARA	0	0	0	0	0	0	0	0	0	0	0	1	0	0	0	0	0	0	0	0	0	0	1
BALDAN FLAVIO	0	0	0	0	1	1	0	0	0	0	0	1	0	0	0	0	0	0	0	0	0	0	3
CALZAVARA MANUELA	0	0	1	0	0	1	0	0	0	0	0	0	1	1	0	0	0	0	1	0	0	0	5
BISAZZA TINDARO GIUSEPPE	0	0	0	0	0	0	0	0	0	0	0	0	0	0	0	0	0	0	0	0	0	0	0
																							0
	1	6	6	0	5	4	10	9	1	1	3	4	3	3	14	11	2	5	3	1	1	0	93

lista n. 15 - VENETO ECOLOGIA
SOLIDARIETA'

	SEZIONI																						Totale Voti	
	1	2	3	4	5	6	7	8	9	10	11	12	13	14	15	16	17	18	19	20	21	22		
VISCONTI ANDREINA	0	0	0	0	0	0	0	0	0	0	0	0	0	0	0	0	0	0	0	0	0	0	0	0
BOATO MICHELE	0	0	0	0	1	0	0	0	0	0	0	0	1	0	1	0	0	1	0	0	1	0	0	5
MAZZOTTA STEFANIA	0	0	0	0	0	0	0	0	0	0	0	0	1	0	1	0	0	0	0	0	0	0	0	2
DE PIERI MASSIMO	0	0	0	0	0	0	0	0	0	0	0	0	0	0	2	0	0	0	0	0	0	0	0	2
LAPIS TERESA	0	0	0	0	0	0	0	0	0	0	0	0	0	0	1	0	0	0	0	0	0	0	0	1
FURLAN GIANCARLO	0	0	0	0	0	0	0	0	0	0	0	0	0	0	0	0	0	0	0	0	0	0	0	0
CECCHETTO ALESSANDRA	0	0	0	0	0	0	0	0	0	0	0	0	0	0	0	0	0	0	0	0	0	0	0	0
GAZZOLA GIANCARLO	0	0	0	0	0	0	0	0	0	0	0	0	0	0	0	0	0	0	0	0	0	0	0	0
																								0
	0	0	0	0	1	0	0	0	0	0	0	0	2	0	5	0	0	1	0	0	0	1	0	10

lista n. 16 - PARTITO DEI VENETI

	SEZIONI																						Totale Voti
	1	2	3	4	5	6	7	8	9	10	11	12	13	14	15	16	17	18	19	20	21	22	
MOROSIN ALESSIO	2	2	5	4	4	5	2	1	10	2	1	8	7	8	9	9	9	4	2	3	1	0	98
DE LAZZARI ANNA PAOLA	0	0	0	0	0	4	0	0	0	0	0	0	0	0	0	0	0	0	0	0	0	0	4
CALLEGARI CORRADO	0	0	0	0	0	0	0	0	0	0	0	1	0	0	0	0	0	0	0	0	0	0	1
FABI SABINA	0	0	0	0	0	0	0	0	0	0	0	0	0	0	0	0	1	0	0	0	0	0	1
FRAGOMENI NICOLA	0	0	0	0	0	0	0	0	0	0	0	0	1	0	0	0	0	0	0	0	0	0	1
PAGLIARO ELENA	0	0	0	0	0	0	0	0	0	0	0	0	0	0	0	0	0	0	0	0	0	0	0
MIGOTTO SANDRO MARCO	0	0	0	0	0	0	0	0	0	0	0	0	0	0	0	0	0	0	0	0	0	0	0
BENINI BARBARA	1	0	0	1	1	0	0	1	0	0	0	0	1	0	0	0	0	0	0	0	0	0	5
DOLFIN GIANCARLO	0	0	0	0	0	0	0	0	0	0	0	1	0	0	0	0	0	0	0	0	0	0	1
	3	2	5	5	5	9	2	2	10	2	1	10	9	8	9	9	10	4	2	3	1	0	111

lista n. 17 - ITALIA VIVA - CIVICA
PER IL VENETO - PRI - PSI

	SEZIONI																						Totale Voti	
	1	2	3	4	5	6	7	8	9	10	11	12	13	14	15	16	17	18	19	20	21	22		
FERRARI FRANCO	0	0	0	0	0	0	0	0	0	0	0	0	0	0	0	0	0	0	0	0	0	0	0	0
MARCHIORO AURORA	0	0	0	0	0	0	0	0	0	0	0	0	0	0	0	0	0	0	0	0	0	0	0	0
DE CARLO ANDREA	0	0	0	0	0	0	0	0	0	0	0	0	0	0	0	0	0	0	0	0	0	0	0	0
RAMIGNI ALESSANDRA	0	2	0	0	0	0	0	0	0	0	0	0	0	0	0	0	0	0	0	0	0	0	0	2
SCODELLER SANDRO	0	0	4	2	0	0	0	0	0	0	0	0	0	0	0	1	1	0	0	0	0	0	0	8
SCHIUMA DONATELLA	0	0	0	0	0	0	0	0	0	0	0	0	0	0	0	0	0	0	0	0	0	0	0	0
TIGANI STEFANO	0	0	0	0	0	0	0	0	0	0	0	0	0	0	0	0	0	0	0	0	0	0	0	0
SOLARI CLAUDIA	0	0	0	0	0	0	0	0	0	0	0	0	0	0	0	0	0	0	0	0	0	0	0	0
ZANIN PIERRE	0	0	0	0	0	0	0	0	0	0	0	0	0	0	0	0	0	0	0	0	0	0	0	0
	0	2	4	2	0	0	0	0	0	0	0	0	0	0	0	1	1	0	0	0	0	0	0	10